

Young Worker Injuries



Unit 1 Overview

This unit introduces the concept of workplace safety to students and why it is an important to teen workers through an introduction of teen workplace injury statistics and a short DVD.

Activity A. Student Attitude Questions (Optional Activity)

Students complete the pre-test as a measure of what their attitudes are about workplace safety issues prior to exposure to this curriculum.

Activity B. Awareness of Workplace Hazards: Warm-up Discussion

During a discussion, students talk about the types of places they have worked and any injuries or near misses that may have occurred in their workplaces. Statistics on the scope of teen worker injuries are also presented.

Activity C. Teen Workers: Real Jobs, Real Risks Video

The DVD presents the story of a teen who was seriously injured on her first job. It also introduces teens to a basic overview of their rights on the job and why health and safety in the workplace is important.

Washington State Essential Academic Learning Requirements (EALRs)

Health and Fitness

- 2.3 Acquire skills to live safely and reduce health risks
- 3.1 Understand how environmental factors affect one's health
- 4.1 Analyze health and safety information

Communication

- 3.1 Use language to interact effectively and responsibly with others
- 3.3 Seek agreement and solutions through discussion

Young Worker Injuries

Learning Objectives

By the end of this lesson students will be able to:

- Describe the effects that work injuries can have on a young person's life.
- Identify the major messages in a video on teen safety.

Preparing to Teach This Lesson

Before you present this lesson:

1. Preview DVD and make copies of handout B, *DVD Viewing Guide* for each student.
2. Locate and review PowerPoint slides 1–9 for *Unit 1: Young Worker Injuries* on your PowerPoint slides CD.

Detailed Instructor's Notes

Activity A. Student Attitude Questions (Optional Activity)

3. To measure their attitudes about workplace safety prior to exposure to the curriculum students complete a survey. Distribute copies of handout A *Workplace Safety Background* survey to students prior to introducing any of the material. Do not use this for a student grade.

Activity B. Awareness of Workplace Hazards: Warm-up Discussion

The opening discussion personalizes the issue of workplace hazards by asking students to talk about injuries they or family members and friends have suffered at work.

1. As a warm-up discussion, ask students these questions:

"How many of you have jobs, or have had a job in the past?"

"Where did you work and what did you do?"

"Have you ever been hurt at work or know someone who was?"

"If so, what were the injuries? How did the person (you) get hurt?"

"If you have not been hurt, has anyone ever had a close call that could have caused you to be hurt?"

"Have you ever been afraid to do a task that you have been asked to do at work?"

Time

45 minutes

Materials

- Teen Stories and Injury Statistics (PowerPoint Slides 1–9)
- Teen Workers: Real Jobs, Real Risks (DVD)
- Computer projector with speakers or DVD player and TV

Handouts

- A. DVD Viewing Guide
- B. DVD Viewing Guide: Teacher Answer Key

“Have you ever had any health and safety training?”

Let the class briefly discuss their answers. The questions are designed to get students thinking about safety issues in their own job experiences.

2. To emphasize the long-term impact work injuries can have on a person’s life, ask students if they have an injury story to share from their own personal experience. Otherwise tell them about an actual event from your own state, or using PowerPoint slides 1–4 to help illustrate the story, read from at least one examples below. Emphasize to your students that these were all true stories reported to the Massachusetts Department of Public Health.

3. Ask students the following questions about each story.

“Why do you think this happened?”


“What could have prevented this person from getting hurt?”

4. As students respond write down what they say on the board. Let them know that you will not analyze the scenarios in detail today, and that they will learn more about these issues as they progress through the lessons on safety.

Slide 1: John's Story

Examples of Teen Work Injuries

John's Story



The illustration shows a young man in a fast-food uniform and visor, carrying a large basket of french fries. He is slipping on a greasy spill on the floor. He is leaning back, trying to keep the basket steady, and his right leg is kicked up in the air. A large puddle of grease is on the floor in front of him.

Age: 17

Job: Fast food worker

Injury: Slipped on greasy floor

Why do you think this happened?

What could have prevented John from getting hurt?

Note: This was a real incident reported by the Massachusetts Dept. of Public Health

Slide 1Health and Safety Awareness for Working Teens

John worked at a fast food restaurant. The floor often got very greasy, and had to be washed a lot. As John walked across the greasy floor, carrying a basket of french fries, he slipped. He tried to keep the fries from falling, so he couldn't break his fall with his hands. He fell on his tailbone and was seriously injured. He is now permanently disabled and has trouble walking.

Slide 2: Antonio's Story

Examples of Teen Work Injuries

Antonio's Story



Age: 17

Job: Construction helper

Injury: Fell from roof

Why do you think this happened?

What could have prevented Antonio from getting hurt?

Note: This was a real incident reported by the Massachusetts Dept. of Public Health

Slide 2


Health and Safety Awareness for Working Teens

Antonio worked for a neighborhood builder. One day when he was carrying a 12-foot roof rafter along the top of an unfinished house, he backed into an unguarded chimney hole and plunged 28 feet to a concrete cellar floor below. He survived, but with three cracked vertebrae that forced him to spend the next three months locked in a "clamshell" brace from his neck to his hips.

Slide 3: Keisha's Story

Examples of Teen Work Injuries

Keisha's Story



Age: 16

Job: Computer data entry

Injury: Repetitive stress

Why do you think this happened?

What could have prevented Keisha from getting hurt?

Note: This was a real incident reported by the Massachusetts Dept. of Public Health

Slide 3


Health and Safety Awareness for Working Teens

Keisha did much of her homework on the computer and spent time each day e-mailing her friends. In addition, she worked three hours a day after school inputting data for a direct mail company. She was paid by "piece work" (by the amount of work, not the amount of time). She never took breaks. She began getting numbness in her fingers and waking up with a burning sensation in her wrist. Her doctor told her she has severe repetitive stress injury (RSI), in which prolonged typing in an awkward position damages muscles, tendons, and nerves. She now must wear braces on her wrists day and night and can't work on the computer for more than 15 minutes at a time. Her high school has arranged for someone to take notes in class for her, and when she goes to college she will have to use special software that allows her to dictate rather than type her papers.

Slide 4: Dakota's Story

Examples of Teen Work Injuries

Dakota's Story



The illustration shows a young man in a grey shirt and dark pants falling backwards from the top of a large, white, motorized mulch spreader truck. The truck has large, treaded tires and a hopper on top. The man is in mid-air, having lost his footing on a ladder or platform on the truck.

Age: 15

Job: Landscaping worker

Injury: Death

Why do you think this happened?
What could have prevented Dakota from getting hurt?

Note: This was a real incident reported by the Massachusetts Dept. of Public Health

Slide 4Health and Safety Awareness for Working Teens

Dakota was a 17-year-old boy who found work with a landscape company. After only a week on the job he was assigned to help spread mulch at a large residence using a motorized grinding mulch blower. Somehow, he got up where the mulch mix is fed into the top of the machine, and fell into the grinding machinery of the mulch-spreading truck. A co-worker found his remains soon after.

Teen Workplace Injuries

1. Show students slides 5 through 9, *Workplace Injuries of Teens*. Point out that more teens tend to be injured in industries where a lot of young people work. Tell the students that the goal of the safety training you will be covering in class is to help prevent them from becoming from one of these statistics.

Workplace Injuries of Teens

National Data

On average

55–70 teens* die on the job/year

- major causes:
 - motor vehicles
 - agricultural machines
 - homicide
- 30–50% worked in family's business

Nearly 230,000 teens suffer work related injuries nationwide each year

- 64,000 work injuries among teens treated in emergency rooms each year

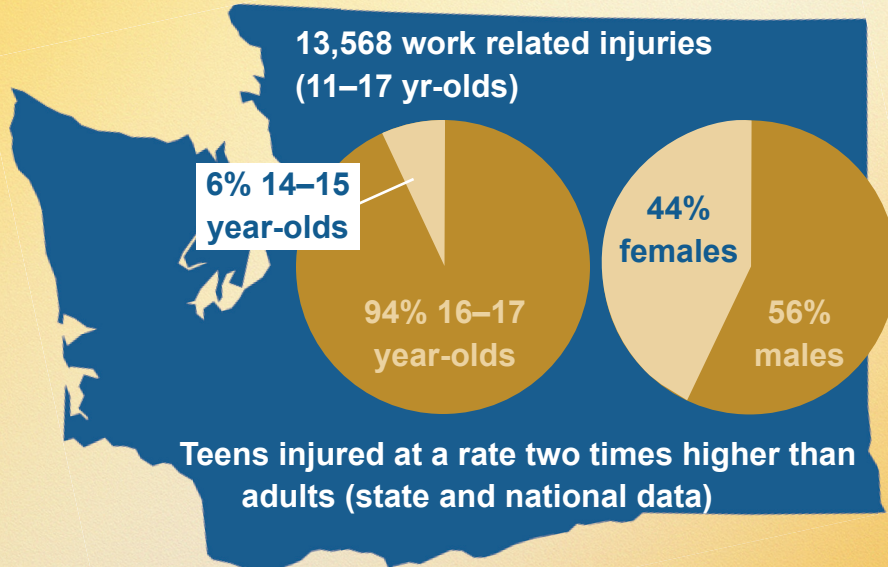
*<18 years old

Slide 5

Health and Safety Awareness for Working Teens

Workplace Injuries of Teens

Washington State Data 2000–2008



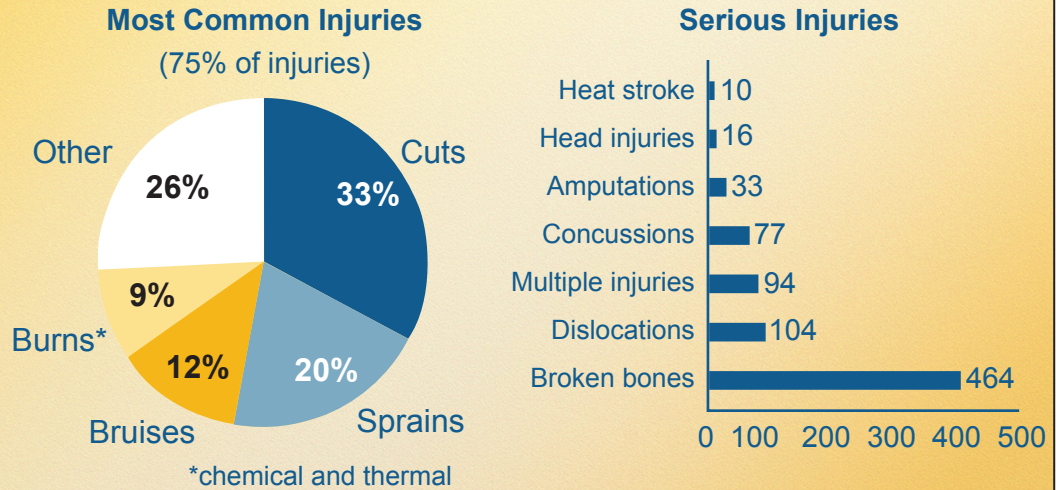
Slide 6

Health and Safety Awareness for Working Teens

Workplace Injuries of Teens

Washington State Data 2000–2008

13,568 work related injuries



Slide 7




Health and Safety Awareness for Working Teens

Workplace Injuries of Teens




Workplace Fatalities of Teens

Washington State 1988–2008 (17 fatalities: 15 male, 2 female)


Agricultural

-  machinery rollover or MV crash (6)
-  suffocation in grain silo (2)
-  drowning in irrigation ditch (1)

Construction or Maintenance

-  struck by falling objects (3)
-  fall from roof (1)
-  machinery roll-over (1)

Food Service

-  stabbing at a fast food restaurant (3)

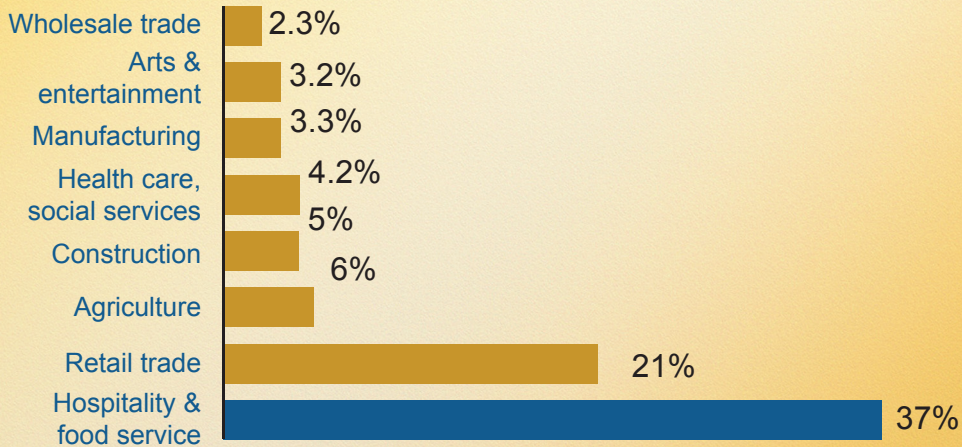
Slide 8

Health and Safety Awareness for Working Teens

Workplace Injuries of Teens

Teen Injuries by Industry (%)

Washington State 2000–2008




Slide 9

Health and Safety Awareness for Working Teens

Activity C. Teen Workers: Real Jobs, Real Risks video

1. Tell the students that they will now watch a video that will introduce some of the topics that will be covered in future classes. Prior to viewing the video distribute copies of handout B, *DVD Viewing Guide*. Tell students to write answers to the questions while watching the DVD.
2. Show the DVD *Teen Workers: Real Jobs, Real Risks* (included with this curriculum and also available online at www.uwworksafe.com).
3. After viewing the video, review the answers of each question in the handout. Possible answers are listed in handout C, *DVD Viewing Guide: Teacher Answer Key*.



Name _____ Date _____ Period _____

*Directions: For each item, check the box to indicate how much you agree or disagree with the statement. It is important that your answers reflect what you **really** believe or would do rather than what you think you should believe or should do.*

	Strongly Agree	Agree	Uncertain	Disagree	Strongly Disagree
1. I think a workplace injury or illness could happen to me sometime in my working life.	<input type="checkbox"/>	<input type="checkbox"/>	<input type="checkbox"/>	<input type="checkbox"/>	<input type="checkbox"/>
2. There is no need to be concerned about workplace injuries and illnesses since most are not serious.	<input type="checkbox"/>	<input type="checkbox"/>	<input type="checkbox"/>	<input type="checkbox"/>	<input type="checkbox"/>
3. If I had a serious workplace injury, it could change my life.	<input type="checkbox"/>	<input type="checkbox"/>	<input type="checkbox"/>	<input type="checkbox"/>	<input type="checkbox"/>
4. There should be no child labor laws, such as those that restrict teens from doing some types of jobs, since they decrease opportunities for teens to work.	<input type="checkbox"/>	<input type="checkbox"/>	<input type="checkbox"/>	<input type="checkbox"/>	<input type="checkbox"/>
5. I will be less likely to be injured at work if I follow worksite safety rules.	<input type="checkbox"/>	<input type="checkbox"/>	<input type="checkbox"/>	<input type="checkbox"/>	<input type="checkbox"/>
6. Labor laws are important for protecting workers.	<input type="checkbox"/>	<input type="checkbox"/>	<input type="checkbox"/>	<input type="checkbox"/>	<input type="checkbox"/>
7. I would be able to come up with good suggestions to make an unsafe work situation safer.	<input type="checkbox"/>	<input type="checkbox"/>	<input type="checkbox"/>	<input type="checkbox"/>	<input type="checkbox"/>
8. Checking for hazards or unsafe conditions is something a worker should do regularly.	<input type="checkbox"/>	<input type="checkbox"/>	<input type="checkbox"/>	<input type="checkbox"/>	<input type="checkbox"/>
9. I would find it difficult to ask a co-worker change the way they were doing a job in order to make the workplace safer.	<input type="checkbox"/>	<input type="checkbox"/>	<input type="checkbox"/>	<input type="checkbox"/>	<input type="checkbox"/>
10. Alerting an employer to unsafe conditions at the workplace often wouldn't do any good.	<input type="checkbox"/>	<input type="checkbox"/>	<input type="checkbox"/>	<input type="checkbox"/>	<input type="checkbox"/>
11. I would talk to my employer about working conditions that I think are unsafe.	<input type="checkbox"/>	<input type="checkbox"/>	<input type="checkbox"/>	<input type="checkbox"/>	<input type="checkbox"/>
12. I would talk to my employer about working conditions that I believe are illegal.	<input type="checkbox"/>	<input type="checkbox"/>	<input type="checkbox"/>	<input type="checkbox"/>	<input type="checkbox"/>
13. People who are sexually harassed should speak up.	<input type="checkbox"/>	<input type="checkbox"/>	<input type="checkbox"/>	<input type="checkbox"/>	<input type="checkbox"/>
14. Sexual harassment is taken way too seriously.	<input type="checkbox"/>	<input type="checkbox"/>	<input type="checkbox"/>	<input type="checkbox"/>	<input type="checkbox"/>

Directions: Answer the questions below as you watch the DVD, *Teen Workers, Real Jobs, Real Risks*.

- 1 How old was Mallory when she was injured and what was her job?
- 2 How will Mallory's injuries have a long-term impact on her life?
- 3 What are some of the factors that lead to work-related injuries?
- 4 About how many teens in the U.S. die each year from work-related injuries?
- 5 Why are teens reluctant to speak up to their employers when they notice unsafe working conditions or are unsure of how to do a job?
- 6 What are some of the rights that specifically protect teen workers on the job?
- 7 Why can working in a retail setting be particularly dangerous?

- 8** How old do you have to be before you are no longer covered by special job restrictions for teens?

- 9** What responsibilities do employers have to make sure employees have a safe work environment?

- 10** What does the Washington State Department of Labor & Industries (L&I) regulate?

- 11** If you are hurt on the job, what does Worker's Compensation cover?

- 12** Who should you contact if your employer will not fix a dangerous situation?

- 1** How old was Mallory when she was injured and what was her job?
 - 14 years old.
 - Filling bags of ice in an ice plant.

- 2** How will Mallory's injuries have a long-term impact on her life?
 - Her arms will always be weak and tire easily.
 - She can no longer do some of the physical and recreational activities that she used to do.
 - She may be limited in doing jobs that require strength or extensive use of her arms.

- 3** What are some of the factors that lead to work-related injuries?
 - Unsafe equipment.
 - Stressful working conditions.
 - Inadequate safety training.
 - Lack of experience.

- 4** About how many teens in the U.S. die each year from work-related injuries?
 - 70.

- 5** Why are teens reluctant to speak up to their employers when they notice unsafe working conditions or are unsure of how to do a job?
 - They don't want to appear incapable or like they don't know how to do something.
 - They don't want to appear like they weren't paying attention during training.
 - They are afraid they might get fired.
 - They trust that their supervisor would not have them do a job if it was dangerous.

- 6** What are some of the rights that specifically protect teen workers on the job?
- Limits on how many hours or how long they can work.
 - Limits on how early or how late they can work.
 - Limits on certain kinds of equipment that can be used.
- 7** Why can working in a retail setting be particularly dangerous?
- The possibility of an assault or robbery.
- 8** How old do you have to be before you are no longer covered by the special job restrictions for teens?
- 18.
- 9** What responsibilities do employers have to make sure employees have a safe work environment?
- To train their workers properly.
 - To identify potential safety hazards.
 - To provide protective clothing and safety equipment.
 - Knowing any special regulations that apply to teen workers.
- 10** What does the Washington State Department of Labor & Industries (L&I) regulate?
- Workers Compensation.
 - Health and Safety Regulations.
 - Child labor regulations.
 - Wage and hour regulations (minimum wage, overtime, rest and meal breaks).
- 11** If you are hurt on the job, what does Worker's Compensation cover?
- Lost wages.
 - Medical expenses.
- 12** Who should you contact if your employer will not fix a dangerous situation?
- The Department of Labor & Industries (L&I).